





Leyte V Electric Cooperative, Inc.


P.O. Box 162, Brgy. San Pablo, Ormoc City
Tel. Nos. (053) 561-4075 up to 78 Telefax (053) 561-4668


Unbundled Rate - JULY 2023

C H A R G E S	Residential (R & B)	LOWER VOLTAGE						HIGHER VOLTAGE	SOLR	Transaction Type	
		Commercial (C)	Industrial (I)	Water System (W)	Public Bldg. (P)	Streetlights		Industrial (L)	Res (Q)		
						(M)	Flat Rate (S)				
Generation Charges:											
Automatic Generation Rate Adjustment (AGRA)	PhP/kWh	7.6385	7.6385	7.6385	7.6385	7.6385	7.6385	2.7499	7.6385	-	Vatable
Transmission Charges:											
Demand Charge	PhP/kWh	-	-	28.4800	28.4800	-	-	-	28.4800	28.4800	Vatable
Transmission System Charge	PhP/kWh	0.6144	0.5608	0.5608	0.5608	0.5608	0.5608	0.2019	-	-	Vatable
System Loss Rate (SLR)	PhP/kWh	0.9328	0.9328	0.9328	0.9328	0.9328	0.9328	0.3358	0.9328	0.9328	Vatable
Distribution Charges:											
Demand Charge	PhP/kWh	-	-	-	-	-	-	-	219.68	219.68	Vatable
Distribution System Charges	PhP/kWh	0.5782	0.7595	0.7595	0.7595	0.7595	0.7595	0.2734	-	-	Vatable
Supply Charges:											
Retail Customer Charge (Php/Cust. /Month)		-	42.92	42.92	42.92	42.92	42.92	42.92	42.92	42.92	Vatable
Supply System Charge	PhP/kWh	0.6001	-	-	-	-	-	-	-	-	Vatable
Metering Charges:											
Retail Customer Charge (Php/Cust. /Month)		5.00	35.94	35.94	35.94	35.94	35.94	-	35.94	35.94	Vatable
Metering System Charge	PhP/kWh	0.4326	-	-	-	-	-	-	-	-	Vatable
Reinvestment Fund for Sustainable Capital Expenditures	PhP/kWh	0.2904	0.2904	0.2904	0.2904	0.2904	0.2904	0.1045	0.2904	0.2904	Vatable
Lifeline Subsidy Charge	PhP/kWh	0.1152	0.1152	0.1152	0.1152	0.1152	0.1152	0.0415	0.1152	0.1152	Vatable
Senior Citizen Subsidy Charge	PhP/kWh	0.0008	0.0008	0.0008	0.0008	0.0008	0.0008	0.0003	0.0008	0.0008	
Universal Charges:(PhP/kWh)											
Missionary Electrification Charge NPC-SPUG	PhP/kWh	0.2216	0.2216	0.2216	0.2216	0.2216	0.2216	0.0798	0.2216	0.2216	VAT - Exempt
Missionary Electrification Charge RE-Developers	PhP/kWh	0.0017	0.0017	0.0017	0.0017	0.0017	0.0017	0.0006	0.0017	0.0017	VAT - Exempt
FIT-All	PhP/kWh	-	-	-	-	-	-	-	-	-	VAT - Exempt
PSALM DAA adjustment											
10th-17th GRAM	PhP/kWh	-	-	-	-	-	-	-	-	-	VAT - Exempt
TAFPPCA and TAFxA (ACRM)	PhP/kWh	-	-	-	-	-	-	-	-	-	VAT - Exempt
Franchise Tax											
FTP Ormoc	PhP/kWh	0.0061	0.0061	0.0061	0.0061	0.0061	0.0061	0.0022	0.0061	0.0061	
FTP Municipality	PhP/kWh	0.0069	0.0069	0.0069	0.0069	0.0069	0.0069	0.0025	0.0069	0.0069	
Real Property Tax											
RPT Ormoc	PhP/kWh	0.0012	0.0012	0.0012	0.0012	0.0012	0.0012	0.0004	0.0012	0.0012	
Value Added Tax											
Generation	PhP/kWh	0.8157	0.8157	0.8157	0.8157	0.8157	0.8157	0.2937	0.8157	-	
Transmission	PhP/kWh	0.0781	0.0688	0.0688	0.0688	0.0688	0.0688	0.0248	0.0455	0.0455	
System Loss	PhP/kWh	0.0989	0.0989	0.0989	0.0989	0.0989	0.0989	0.0356	0.0989	0.0989	
Distribution	(% of the Vatable Charges)	12%	12%	12%	12%	12%	12%	12%	12%	12%	
Total for Ormoc City (Distribution VAT exclusive)	PhP/kWh	12.4263	11.5120	11.5120	11.5120	11.5120	11.5120	4.1444	10.1684	1.7142	
Total for Municipalities (Distribution VAT exclusive)	PhP/kWh	12.4259	11.5116	11.5116	11.5116	11.5116	11.5116	4.1444	10.1680	1.7138	
Add- Fix Monthly Charge	P/Cus./Mo.	5.00	78.86	78.86	78.86	78.86	78.86	42.92	78.86	78.86	
Demand Charge	/kWh	-	-	28.4800	28.4800	-	-	-	248.1600	248.1600	

Prepared by: 
Sunday, July 9, 2023
RICAFIOR S. SUAN, CPA
Acting Budget Officer/Rate Analyst

Recommended by:  7/9/2023
FRANCES PAULA M. LUMACANG, CPA, MBM
Acting Finance Services Department Manager

Audited by:  JUL 09 2023
MARLON H. SANICO, CPA
OIC-Internal Audit Department Manager

Approved by:  JUL 09 2023
ATTY. JANNIE ANN J. DAYANDAYAN, CPA
General Manager